

RANGE SUMMARY

The PowerSafe™ SBS range utilizes unique and proven technology to provide a superior range of valve regulated batteries with an extended service life in compact and energy dense configurations. PowerSafe SBS is manufactured to the highest international standards and is ideal for reliable use in all wireless and fixed-line communication applications. PowerSafe SBS is also widely used in cable TV, emergency lighting, power generation and offshore applications.

The PowerSafe SBS is available in several configurations including the front terminal series, which is becoming increasingly popular in leading edge telecom applications. Smaller than the competition, the front terminal series offers design flexibility where space is limited and will easily fit in cabinets and 19" or 23" rack configurations.

PowerSafe SBS batteries are designed to cope with raised temperatures and harsh environments. The advanced thin plate, pure lead technology and unique manufacturing methods, used by EnerSys™, make PowerSafe SBS the choice for long and trouble-free service. The maximum operating temperature of the PowerSafe SBS J series can be extended to 176°F (80°C) via an optional metal jacket.

Features & Benefits

- Capacity range: 7Ah - 361Ah
- Proven long service
- High energy density
- Up to two year shelf life
- Very low ventilation requirement
- 2V, 6V, and 12V configurations
- Wide operating temperature range:
-40°F (-40°C) to 122°F (50°C)



Construction

- Positive plate - pure lead grid using a unique manufacturing process
- Negative plate - pure lead grid
- Separator - superior quality microporous glass mat separator with high absorption and stability
- Jar material - impact resistant material, flame retardant to UL94 V-0 (J types are PPO resin, all others are ABS)
- Electrolyte - high grade dilute sulfuric acid absorbed into separator material
- Terminal design - leak resistant patented dual seal terminal design

Operation

- Recommended float charge voltage: 2.29Vpc @ 68°F (20°C) or 2.27Vpc @ 77°F (25°C)
- The PowerSafe SBS range of batteries can be mounted in any orientation except inverted
- PowerSafe SBS is designed for use in cabinets, or on stands, close to the point of use. A separate battery room is not required
- PowerSafe SBS is ideal for installation as an integral part of a standby system due to its long life
- PowerSafe SBS is also available for underwater applications

Standards

- Fully compliant with BS 6290 Part 4 (1997)
- Conforms to IEC 60896-21 and Telcordia SR-4228
- Recognized by UL (UL Standard 1989)
- Approved as non-hazardous cargo for ground, sea and air transportation in accordance with US DOT Regulation 49 and ICAO & IATA Packing Instruction 806
- Manufactured in EnerSys production facilities certified to ISO 9001:2000 and ISO 14001:2004
- NEBS Certified

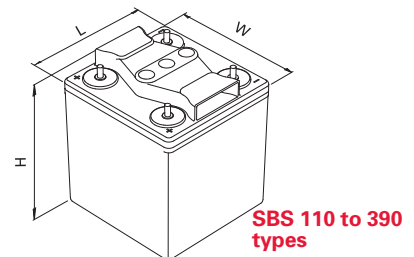
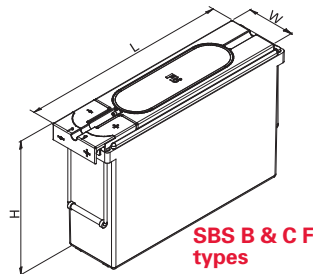
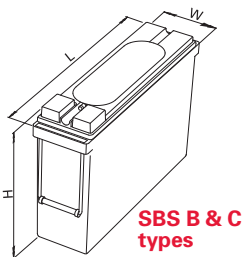
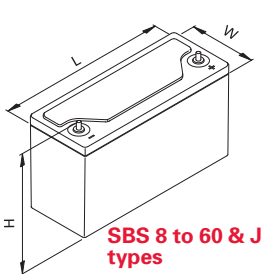
General Specifications

Type	Number of Cells	Nominal Voltage (V)	Nominal Capacity (Ah)		Nominal Dimensions						Typical Weight		Short Circuit Current (A) ²⁾	Internal Resistance (mΩ) ²⁾	Terminals	
			10 hr rate to 1.80Vpc @ 20°C	8 hr rate to 1.75Vpc @ 77°F	Length mm	in	Width mm	in	Height mm	in	kg	lbs				
SBS 8	6	12	7	7	138	5.4	86	3.4	101	4.0	2.7	5.9	455	27.1	M4 F	
SBS 15	6	12	14	14	200	7.9	77	3.0	140	5.5	5.7	12.5	891	13.5	M6 M	
SBS 30	6	12	26	26	250	9.8	97	3.8	156	6.1	9.5	20.9	1556	7.9	M6 M	
SBS HB30 ⁽¹⁾	6	12	26	26	250	9.8	97	3.8	156	6.1	9.6	21.1	1556	7.9	harness	
SBS 40	6	12	38	38	250	9.8	97	3.8	206	8.1	12.7	28.0	2184	5.6	M6 M	
SBS 60	6	12	51	51	220	8.7	121	4.8	261	10.3	18.5	40.7	2618	4.4	M6 M	
SBS 110	3	6	115	116	200	7.9	208	8.2	239	9.4	21.2	46.6	3804	1.7	M8 M	
SBS 130	3	6	132	133	200	7.9	208	8.2	239	9.4	22.7	49.9	4111	1.4	M8 M	
SBS 300	1	2	310	307	200	7.9	208	8.2	239	9.4	21.7	47.7	8700	0.23	M8 M	
SBS 390	1	2	360	361	200	7.9	208	8.2	239	9.4	23.2	51.0	11101	0.18	M8 M	
SBS J13	6	12	12	12	175	6.9	84	3.3	129	5.1	5.7	12.6	957	13.0	M6 F	
SBS J16	6	12	15	15	181	7.1	76	3.0	167	6.6	6.7	14.8	1111	11.0	M6 F	
SBS J30	6	12	26	26	166	6.5	175	6.9	125	4.9	11.8	26.0	1766	7.0	M6 F	
SBS J40	6	12	39	39	196	7.7	165	6.5	170	6.7	17.4	38.2	2400	5.2	M6 F	
SBS J70	6	12	64	64	329	12.9	166	6.5	174	6.9	27.6	60.9	3500	3.5	M6 F	
SBS B8F	6	12	31	31	303	11.9	97	3.8	159	6.3	10.3	22.7	1584	7.7	M6 M	
SBS B10F	6	12	38	38	303	11.9	97	3.8	184	7.2	12.8	28.2	1968	6.2	M6 M	
SBS B14F	6	12	62	62	303	11.9	97	3.8	264	10.4	19.1	42.0	3210	3.8	M6 M	
SBS C11F	6	12	92	91	417	16.4	105	4.1	257	10.1	28.0	61.6	3696	3.3	M6 M	
SBS 145F	6	12	151	148	455	17.9	177	6.8	238	9.4	45.0	100.0			M6 M	
SBS B8	6	12	31	31	280	11.0	97	3.8	159	6.3	10.3	22.7	1584	7.7	M8 F	
SBS B10	6	12	38	38	280	11.0	97	3.8	184	7.2	12.8	28.2	1968	6.2	M8 F	
SBS B14	6	12	62	62	280	11.0	97	3.8	264	10.4	19.1	42.0	3210	3.8	M8 F	
SBS C11	6	12	92	91	395	15.6	105	4.1	264	10.4	28.0	61.6	3696	3.3	M8 F	
SBS 145	6	12	151	148	429	16.9	173	6.8	238	9.4	45.0	100.0			M8 F	

Notes

⁽¹⁾ SBS HB30 is fitted with a 21"/533mm harness that terminates in a 2-pin polarized plug-in connector which is compatible with embedded power SLC systems.

⁽²⁾ Figures obtained via BS6290 method.



EnerSys
P.O. Box 14145
Reading, PA 19612-4145
USA
Tel: +1-610-208-1991
+1-800-538-3627
Fax: +1-610-372-8613

EnerSys EMEA
Brussels, Belgium
Tel: +32 (0)2 247 94 47

EnerSys Asia
Guangdong, China
Tel: +86-755-2689 3639

Distributed by:

Printed in USA
© 2006 EnerSys. All rights reserved.
Trademarks and logos are the property of EnerSys and its affiliates unless otherwise noted.